


A12457 / 12"ACOUSTICAL LOUVER

MIGUSHIELD

ACOUSTICAL LOUVERS

ARCHITECTURAL LOUVERS



Architectural Louvers	A12457 / 12"Acoustical Louver
Louver Type	Mullion or Continuous Line
Louver Depth	12" (305 mm)
Blade Angle	45°
Free Area Based on (48" x 48") 1219 mm x 1219 mm Louver Size	3.94 sq ft (0.37 m ²)
Percentage Free Area	24.6%
STC Value	13

System Description

Heavy gauge formed aluminum construction; frame with channel profile; corner joints mitered and mechanically fastened, with continuous recessed caulking channel each side; tested to ASTM E90-04.

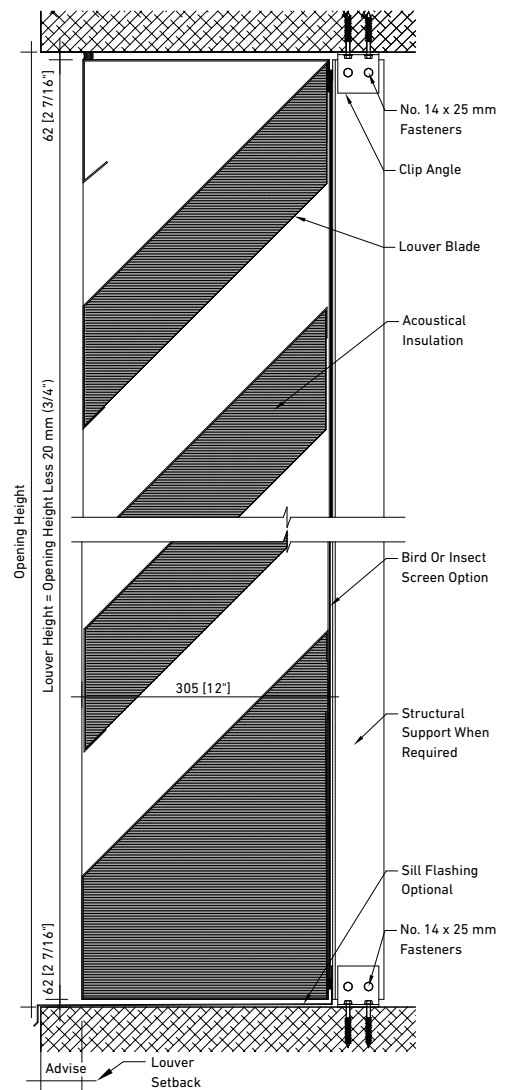
Material

Head, sill, jambs and mullions shall have a nominal thickness of 0.081" (2.03 mm) & blades shall have a nominal thickness of 0.062" (1.57 mm) formed aluminum sheet. All blades, head and sill cavities shall be packed with acoustical insulation.

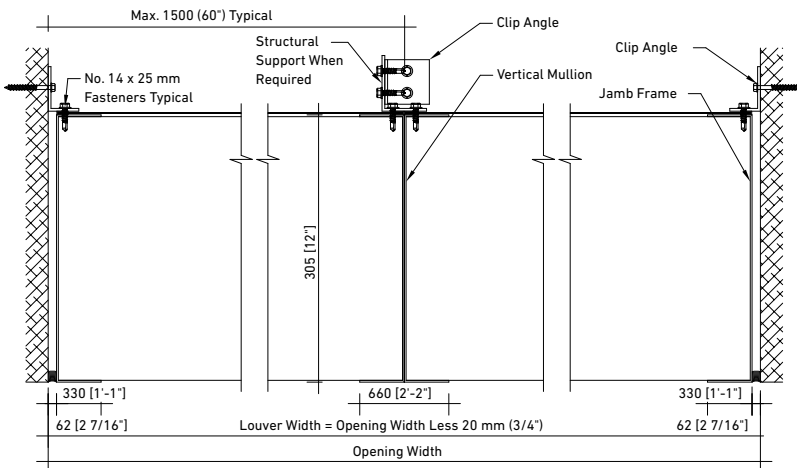
Structural Design

Structural supports shall be designed and furnished by the louver manufacturer to carry a wind load of not less than 20 psf (958 Pa), unless specified otherwise. Any Louver opening greater than 10' (3 m) high, will require a horizontal girt, at mid span by others.

VERTICAL SECTION



HORIZONTAL SECTION



A12457 / 12"ACOUSTICAL LOUVER

ACOUSTICAL LOUVERS

MIGUSHIELD

ARCHITECTURAL LOUVERS

Louver height in inches/millimeters	Louver width in inches/millimeters					
	12 305	24 610	36 914	48 1219	60 1524	
Free area in square ft/square meters						
12 305	0.00	0.00	0.00	0.00	0.00	0.00
24 610	0.26	0.56	0.86	1.15	1.45	
36 914	0.52	1.12	1.71	2.31	2.90	
48 1219	0.78	1.67	2.57	3.46	4.35	
60 1524	1.04	2.23	3.42	4.62	5.81	
72 1829	1.30	2.79	4.28	5.77	7.26	
84 2134	1.56	3.35	5.14	6.92	8.71	
96 2438	1.82	3.91	5.99	8.08	10.16	
108 2743	2.08	4.47	6.85	9.23	11.61	
120 3048	2.34	5.02	7.70	10.38	13.06	
132 3353	2.61	5.58	8.56	11.54	14.52	
144 3658	2.87	6.14	9.42	12.69	15.97	

Finishes

- PE-SDF
- PVDF
- Anodize after fabrication

Options & Accessories

- Bird Screen
- Insect Mesh

Installation hardware is not provided unless indicated otherwise by MIGUA. Options and accessories including, but not limited to, screens, filter racks, louver doors, and blank off panels are not subject to structural analysis unless indicated otherwise by MIGUA.

Acoustical Performance

Octave Band	1	2	3	4	5	6	7	8
Frequency (Hz)	63	125	250	500	1000	2000	4000	8000
Transmission Loss (dB)	7	7	11	14	19	19	17	17
Free Field Noise Reduction (dB)	13	13	17	20	25	25	23	23

MIGUA MIDDLE EAST

www.migua.ae – UAE

A subsidiary of MIGUA FUGENSYSTEME GmbH
Wuelfrath, Germany

Manufactured under license,
from Ten Plus Architectural Products Ltd,
5 -2333 Millrace Court, Mississauga,
Ontario, Canada L5N 1W2